

## Manual test stand SAUTER TVL



## Manual test stand for highly accurate tensile and compressive force measurements, with length measurement

### Features

- For vertical and horizontal use
- Precise measurement result
- **High level of security** with repeated measurements
- **Large base plate** with high versatility of fastening objects
- Can be used for force gauges up to 500 N (not included)
- Hook with M6 thread as standard
- **Digital length meter SAUTER LA standard:**
  - Measuring range: max. 200 mm
  - Readout: 0,01 mm
  - Zero setting possible
  - Pre-length can be set manually
- **1** Model TVL and TVL with extension kit TVL-XL in size comparison

### Technical data

- Maximum travel distance: 230 mm
- Travel distance per knob rotation (stroke per one turn): 3 mm
- Extended work zone with TVL-XL: +250 mm
- Overall dimensions W×D×H 151×234×465 mm
- Net weight approx. 8,3 kg

### Accessories








































- **NEW: 2** **Extension kit** for SAUTER TVL, extends the working area by 250 mm, enabling larger test pieces to be measured. The travel distance (spindle height from base plate) remains the same: 230 mm. Overall dimensions W×D×H 200×300×250 mm, Net weight approx. 7 kg, can be retrofitted, SAUTER TVL-XL

STANDARD



Model	Measuring range	
SAUTER	[Max] N	
TVL	500	

## Pictograms

 <b>Adjusting program (CAL):</b> For quick setting of the instrument's accuracy. External adjusting weight required.	 <b>Data interface Infrared:</b> To transfer data from the measuring instrument to a printer, PC or other peripheral devices.	 <b>Protection against dust and water splashes IPxx:</b> The type of protection is shown in the pictogram.
 <b>Calibration block:</b> standard for adjusting or correcting the measuring device.	 <b>Control outputs (optocoupler, digital I/O):</b> to connect relays, signal lamps, valves, etc.	 <b>ZERO:</b> Resets the display to "0".
 <b>Peak hold function:</b> capturing a peak value within a measuring process.	 <b>Analogue interface:</b> to connect a suitable peripheral device for analogue processing of the measurements	 <b>Battery operation:</b> Ready for battery operation. The battery type is specified for each device.
 <b>Scan mode:</b> continuous capture and display of measurements.	 <b>Analogue output:</b> for output of an electrical signal depending on the load (e.g. voltage 0 V – 10 V or current 4 mA – 20 mA)	 <b>Rechargeable battery pack:</b> rechargeable set.
 <b>Push and Pull:</b> the measuring device can capture tension and compression forces.	 <b>Statistics:</b> using the saved values, the device calculates statistical data, such as average value, standard deviation etc.	 <b>Mains adapter:</b> 230V/50Hz in standard version for EU. On request GB, AUS or USA version available.
 <b>Length measurement:</b> captures the geometric dimensions of a test object or the movement during a test process.	 <b>PC Software:</b> to transfer the measurement data from the device to a PC.	 <b>Power supply:</b> Integrated, 230V/50Hz in EU. More standards e.g. GB, AUS or USA on request.
 <b>Focus function:</b> increases the measuring accuracy of a device within a defined measuring range.	 <b>Printer:</b> a printer can be connected to the device to print out the measurement data.	 <b>Motorised drive:</b> The mechanical movement is carried out by an electric motor.
 <b>Internal memory:</b> to save measurements in the device memory.	 <b>Network interface:</b> For connecting the scale to an Ethernet network.	 <b>Motorised drive:</b> The mechanical movement is carried out by a synchronous motor (stepper).
 <b>Data interface RS-232:</b> bidirectional, for connection of printer and PC.	 <b>KERN Communication Protocol (KCP):</b> It is a standardized interface command set for KERN balances and other instruments, which allows retrieving and controlling all relevant parameters and functions of the device. KERN devices featuring KCP are thus easily integrated with computers, industrial controllers and other digital systems.	 <b>Fast-Move:</b> the total length of travel can be covered by a single lever movement.
 <b>Profibus:</b> For transmitting data, e.g. between scales, measuring cells, controllers and peripheral devices over long distances. Suitable for safe, fast, fault-tolerant data transmission. Less susceptible to magnetic interference.	 <b>GLP/ISO record keeping:</b> of measurement data with date, time and serial number. Only with SAUTER printers	 <b>Verification possible:</b> The time required for verification is specified in the pictogram
 <b>Data interface USB:</b> To connect the measuring instrument to a printer, PC or other peripheral devices.	 <b>Measuring units:</b> Weighing units can be switched to e.g. non-metric at the touch of a key. Please refer to website for more details.	 <b>DAkkS calibration possible:</b> The time required for DAkkS calibration is shown in days in the pictogram.
 <b>Bluetooth* data interface:</b> To transfer data from the balance to a printer, PC or other peripherals	 <b>Measuring with tolerance range (limit-setting function):</b> Upper and lower limiting can be programmed individually. The process is supported by an audible or visual signal, see the relevant model	 <b>Factory calibration:</b> The time required for factory calibration is specified in the pictogram.
 <b>WLAN data interface:</b> To transfer data from the balance to a printer, PC or other peripherals.		 <b>Package shipment:</b> The time required for internal shipping preparations is shown in days in the pictogram.
		 <b>Pallet shipment:</b> The time required for internal shipping preparations is shown in days in the pictogram.

Your KERN specialist dealer: